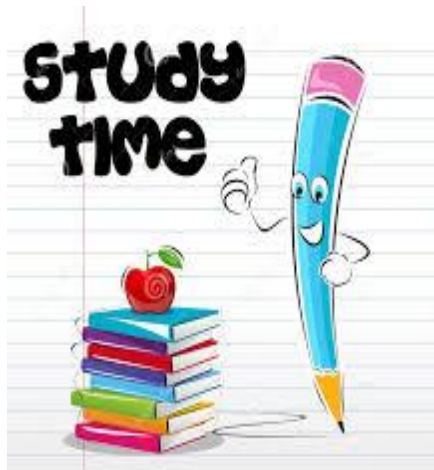




Year 8

Study Planner



End of Year Exams 2017

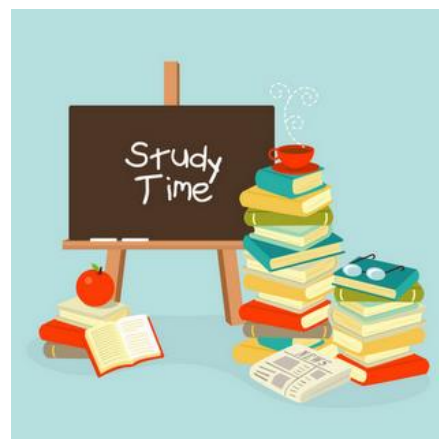
Name

Class



Study techniques

- **Make a revision timetable.** Schedule specific times throughout the week for revision and stick to the plan. This will provide you with the structure you need for effective studying.
 - **Start studying on time and when planned.** If you delay your revision and do not give yourself enough time you will struggle to cover everything you need to. This will leave you under pressure and unable to perform to the best of your ability. Rushed revision will leave you unprepared and possibly anxious.
 - **Try to study at the same times each day and at a time that works best for you.** This establishes a routine that becomes a regular part of your day.
 - **Set specific goals for study times.** Be very clear in your mind what you want to accomplish during your revision times. Focus and concentrate on one thing at a time and break large tasks into a series of smaller tasks. Goals will help you stay focussed
 - **Remember to take breaks and try not to do too much studying at one time.** If you do, you will tire and your studying will not be effective. Instead, space your revision over shorter periods of time, taking short breaks to restore your mental energy.
 - **Make sure you are not tired or hungry when you study.** Otherwise, you won't have the energy you need to concentrate.
 - **Study in a quiet place that is free from distractions and interruptions.** Find or create a quiet place where you can revise alone, a space designated for studying alone. Remove all distractions. Turn off your phone, the TV and video games. Listening to music may also be a distraction.
 - **Make good revision notes.** Reviewing your class notes and making study notes can really help. You can use bullet points, numbers, mind maps, drawings and colour.
 - **Make use of the weekends.** Yes, weekends should be time for rest but it is sensible to dedicate some time to revision too. Remember, at the weekend you have more free time than during the busy school week.
- Work hard at the subjects you find difficult.** Do not give up on a subject just because you find it challenging. Work hard at it and you will see improvements.
- **Don't be afraid to ask for help.** Ask your teacher or classmate for help if you do not understand something or you need clarification.
 - **Don't waste time or fool yourself.** Revision needs to be thorough, committed and focussed. Don't kid yourself by skimming quickly through your notes. If you want the best result you can get **you need to put in the work.**



Study techniques


Once you have decided the subject you are going to study, there are various ways to help you learn.

- It is important to follow your learning list carefully.
- Go through your notes thoroughly and make sure you understand them.
- Summarise your notes – use headings, subheadings, bullet points, short phrases and key words. Keep it concise but do not leave out important detail.
- Use a highlighter or underline with red pen to make the key words or phrases stand out.
- Create a spider diagram or mind map to summarise your work.
- You may like to use cue cards or post-its.
- You may wish to use rhymes or mnemonics to help you remember things. (**Never Eat Shredded Wheat** can be used to remember the points of the compass North, South, East and West.)
- Using colour, diagrams and drawings can also help.
- Test yourself as you go along by trying to rewrite what you have learned or ask someone to test you by asking you questions.
- Leave enough time to cover all the topics on your learning list, ticking off each topic once you have completed it.

Remember - it is important to find a technique that works best for **you**. Not everyone learns in the same way.

What happens if you come across something in your notes that you do not understand?

- Note it down or put a post-it in your book to indicate the topic you find difficult.
- You may wish to ask a parent/guardian, sibling or friend to explain it while you are at home.
- Make a point of speaking to your subject teacher as soon as possible. Remember to ask at an appropriate time and in an appropriate way but never be afraid to ask for help.




Complete your own revision timetable

Monday 8th May	Tuesday 9th May	Wed 10th May	Thursday 11th May	Friday 12th May	Saturday 13th May	Sunday 14th May
Monday 15th May	Tuesday 16th May	Wed 17th May	Thursday 18th May	Friday 19th May	Saturday 20th May	Sunday 21st May
Monday 22nd May	Tuesday 23rd May	Wed 24th May	Thursday 25th May	Friday 26th May	Saturday 27th May	Sunday 28th May
Monday 29th May	Tuesday 30th May	Wed 31st May	Thursday 1st June	Friday 2nd June	Saturday 3rd June	Sunday 4th June



**KS3 End of Year Exams
5th - 9th June 2017**



KS3 End of Year Exams 5th - 9th June 2017

- Teaching timetabled suspended and Exam Timetabled issued to all students
- Exams commence Monday 5th - Friday 9th June.

Exam Subjects: English, Geography, History, Irish, Mathematics, Science, Religious Studies, Spanish.

Year 8 Examination Timetable

Session 1 9:00 - 10:45	Session 2: 11:00- 12:45	Session 3: 1:25 - 3:30
----------------------------------	-----------------------------------	----------------------------------

	Monday 5 th June	Tuesday 6 th June	Wednesday 7 th June	Thursday 8 th June	Friday 9 th June
Session 1 9:00 - 10:45	Study	Study	Study	Study	Study
Break 10:45-11:00					
Session 2 11:00- 12:45	Irish Year 8 11:50-12:40	Study	R.E. Year 8 11:50-12:40	Study	Spanish Year 8 11:50-12:40
Lunch 12:45- 1:20					
Session 3 1:25 - 3:30	English Year 8 2:35-3:25	Geography Year 8 2:35-3:25	Maths Year 8 2:25-3:25	History Year 8 2:35-3:25	Science Year 8 2:35-3:25
Rooms	Year 8				
A	1				
B	19				
C	33				
D	34				
E	20				
F	47				

Year 8 Learning List English

Learning List	Revision completed
You have studied the following poems in class and you will analyse one of them in your exam:	
<ul style="list-style-type: none">• The Bully Asleep by John Walsh	
<ul style="list-style-type: none">• Timothy Winters by Charles Causley	
You should complete all class work and homework exercises to the best of your ability to prepare for your test.	
Some key terms to revise are:	
<ul style="list-style-type: none">• Narrative poetry	
<ul style="list-style-type: none">• Similes	
<ul style="list-style-type: none">• Metaphors	
<ul style="list-style-type: none">• Rhyming couplets	
<ul style="list-style-type: none">• Alternate rhyme	
<ul style="list-style-type: none">• Tone	

Year 8 Learning List Geography

Learning List	Revision completed
Ordnance Survey Map work including; <ul style="list-style-type: none">• Grid reference• Measuring distance• Direction	
Latitude and Longitude	
Understanding settlement geography including site factors and settlement hierarchy	
The formation of three different rock types	
Underground and surface limestone features	
Geography of Britain	

Year 8 Learning List History

Learning List	Revision completed
History Skills	
The Feudal System	
Castles	
The Battle of Hastings	
Ireland before the Normans	
Ireland during the Normans	

Year 8 Learning List Irish

Learning List	Revision completed
Personal Details: Name, Age, Where you live, School & Class	
Colours (including Hair colour & Eye colour)	
Adjectives to describe people	
Numbers (including personal numbers)	
Daily Routine: Verbs to describe a typical school day	
Months of the Year	
Days of the Week	
Time	
Names of food	
Pastimes (likes, dislikes, etc.)	
School subjects (likes and dislikes)	
Description of classroom	

Year 8 Learning List Maths

Learning List	Revision completed
1. Rounding Numbers Pg 32-36	
2. Properties of Numbers Pg 83-89	
3. Co-ordinates Pg 51-57	
4. Negative Numbers Pg 189-194	
5. Fractions Pg 46-50	
6. Decimals Pg 27-31	
7. Percentages Pg 67-71	
8. BIDMAS Pg 93-95	
9. Using a Calculator Pg 96-101	
10. Bar Charts and Bar Line Graphs Pg 111-117	
11. Rules of Algebra Pg 58-63	
12. Solving Equations Pg 153-158	
13. Substitution into Formula Pg 219-220	
14. Angles Pg 128-134	
15. Perimeter and Area Pg 36-45	
16. Straight Line Graphs Pg 159-162	
17. Metric and Imperial Units Pg 101-106	
18. Simple Ratio and Proportion Pg 135-138	
19. Pie Charts Pg 108-110	
20. Averages and Range Pg 186-188	
21. Fractions, Decimals & Percentages Pg 208-211	
22. Interpreting Travel Graphs Pg 222-224	
23. Probability Pg 199-208	
24. Rotational Symmetry Pg 174	
25. Translations Pg 181	

Year 8 Learning List Science

Learning List	Revision completed
Drawing and interpreting graphs	
Safety in the lab, Measuring volumes and masses	
C2.2 Chemistry and the States of Matter - Solids	
C2.3 and 4 States of Matter - Liquids and Gases	
C2.5 and 6 Gases in Action and Changing state	
B1.2-4 Using a Microscope to look at Plant and Animal cells	
B1.5 Special cells structures and functions	
B1.6 Cells, Tissues, Organs and Organ Systems	
P1.1 Electricity, Circuits, Current, Cells and batteries	
P1.2 Series and Parallel Circuits, Electromagnets.	
C2.7 How to separate mixture: Chromatography, Distillation, Evaporation	
C1.6 Chemical Reactions - Neutralisation reactions	
B2.2 - Structure of the human Sex Organs	
B2.3 - Fertilisation in Humans	
B2.4 - Pregnancy - needs of baby and structure of amnion and placenta	
B2.5 - The process of Birth	
B2.6 - Growing Up and Puberty changes	
B2.9 - Reproduction in Plants	
B2.10 - Flowers and pollination	
B2.11 - Fertilisation in Plants	
B2.12 - Spreading the seeds	

Year 8 Learning List RE

Learning List	Revision completed
The Life and Legacy of Blessed Edmund Rice	
The Bible - the Old Testament - The story of Abraham and Sarah	
The Bible New Testament: The Land of Palestine at the time of Jesus	
The Story of Pentecost	
The Mass	
RSE - Self-Esteem and Family Relationships	

Year 8 Learning List Spanish

Learning List	Revision completed
Understand classroom instructions	
Know the classroom objects	
Colours	
School subjects and likes/dislikes	
Food and drink	
Being able to understand a menu	
Communicate with a waiter	