



Year 10 Study Planner 2022



Name: _____

Class: _____

KS3 End of Year Exams Summer 2022

Teaching timetable suspended and Exam Timetable to be issued to all students.

Exams take place on Monday 30th May, Tuesday 31st May, Wednesday 1st June, Monday 6th June and Tuesday 7th June.

Subjects: Art, Employability, English, Geography, History, Home Economics, ICT, Irish, LLW, Music, Performing Arts, P.E., Mathematics, Science, Religious Studies, Spanish, Technology.

STATIONERY AND EQUIPMENT REQUIREMENTS

Students should be organised well in advance of exam week.

Students must bring all necessary stationery and equipment to each examination:

- Black pens – have spares with you!
- HB pencils – have spares with you!
- Colouring pencils
- Rubber
- Sharpener
- Short ruler
- Long ruler (30cm)
- Calculator
- Protractor
- Any other stationery/equipment specified by your subject teacher.

Bring your P.E. kit and trainers for your P.E. assessment.

Bring your earphones for your PTM/PTE assessments.

Please note: Students will not be allowed to borrow any piece of stationery/equipment during an examination.

Study Habits for Successful Students

- **Make a revision timetable.** Schedule specific times throughout the week for revision and stick to the plan. This will provide you with the structure you need for effective studying.
- **Start studying on time and when planned.** If you delay your revision and do not give yourself enough time you will struggle to cover everything you need to. This will leave you under pressure and unable to perform to the best of your ability. Rushed revision will leave you unprepared and possibly anxious.
- **Try to study at the same times each day and at a time that works best for you.** This establishes a routine that becomes a regular part of your day.
- **Set specific goals for study times.** Be very clear in your mind what you want to accomplish during your revision times. Focus and concentrate on one thing at a time and break large tasks into a series of smaller tasks. Goals will help you stay focussed.
- **Remember to take breaks and try not to do too much studying at one time.** If you do, you will tire and your studying will not be effective. Instead, space your revision over shorter periods of time, taking short breaks to restore your mental energy.
- **Make sure you are not tired or hungry when you study.** Otherwise, you won't have the energy you need to concentrate.
- **Study in a quiet place that is free from distractions and interruptions.** Find or create a quiet place where you can revise alone, a space designated for studying alone. Remove all distractions. Turn off your phone, the TV and video games. Listening to music may also be a distraction.
- **Make good revision notes.** Reviewing your class notes and making study notes can really help. You can use bullet points, numbers, mind maps, drawings and colour.
- **Make use of the weekends.** Yes, weekends should be time for rest but it is sensible to dedicate some time to revision too. Remember, at the weekend you have more free time than during the busy school week.
- **Work hard at the subjects you find difficult.** Do not give up on a subject just because you find it challenging. Work hard at it and you will see improvements.
- **Don't be afraid to ask for help.** Ask your teacher or classmate for help if you do not understand something or you need clarification. **Don't waste time or fool yourself.** Revision needs to be thorough, committed and focussed. Don't kid yourself by skimming quickly through your notes. If you want the best result you can get **you need to put in the work.**

Study Techniques

Once you have decided the subject you are going to study, there are various ways to help you learn.

- It is important to follow your learning list carefully.
- Go through your notes thoroughly and make sure you understand them.
- Summarise your notes – use headings, subheadings, bullet points, short phrases and key words. Keep it concise but do not leave out important detail.
- Use a highlighter or underline with red pen to make the key words or phrases stand out.
- Create a spider diagram or mind map to summarise your work.
- You may like to use cue cards or post-its.
- You may wish to use rhymes or mnemonics to help you remember things. (**N**ever **E**at **S**hredded **W**heat can be used to remember the points of the compass North, South, East and West.)
- Using colour, diagrams and drawings can also help.
- Test yourself as you go along by trying to rewrite what you have learned or ask someone to test you by asking you questions.
- Leave enough time to cover all the topics on your learning list, ticking off each topic once you have completed it.



Remember - it is important to find a technique that works best for **you**. Not everyone learns in the same way.

What happens if you come across something in your notes that you do not understand?

- Note it down or put a post-it in your book to indicate the topic you find difficult.
- You may wish to ask a parent/guardian, sibling or friend to explain it while you are at home.
- Make a point of speaking to your subject teacher as soon as possible. Remember to ask at an appropriate time and in an appropriate way but never be afraid to ask for help.

Revision Lists

Art & Design

The Year 10 End of Year Assessment will focus on **Visual Analysis Drawing**. It will be an opportunity for pupils to demonstrate their **knowledge and skills** in the use of **drawing media** and the Visual Language of **Line, Shape, Tone and Texture** to produce an **Observational Hand and Shoe Study**.

All pupils in Year 10 will be required to prepare for the examination by practising Hand and shoe studies from various viewpoints, demonstrating their knowledge and skills of the visual language concepts (line, shape, tone, texture) and use and control of drawing media.

All students must also come prepared with the following media and equipment:

- **HB & 2B tonal pencils**
- **Rubber, sharpener, ruler.**

Employability

- Career Management & Personal Career Planning
- Skills & Qualities in Preparation for the World of Work
- Application for Position of Responsibility

English

Poetry

You have studied the following poems in class and you will analyse one of them in your exam:

- Mid-term Break by Seamus Heaney
- Raglan Road by Patrick Kavanagh.
-

You should complete all class work and homework exercises to the best of your ability in preparation for your test. In the examination, you should develop all of your responses as fully as possible, using the PQD technique or the PEE technique which you have been using in class and homework.

All students have copies of the poems and they can also be found on your English Team. Some key terms to revise are:

- Personification
- Tone/mood
- Hyperbole

- Pun
- Theme
- Metaphor
- Onomatopoeia
- Simile
- Structure
- Stanza
- Rhyming couplets
- Alliteration
- Rhythm
- Alternate rhyme.

This is an extended piece of writing which requires you to analyse the poet's use of language and techniques in detail.

When answering, you will be expected to use the PQD or PEE format which you have been developing in class all year. This means that when you are developing a point, you must back it up with evidence from the poem and carefully explain the significance of what you have noted.

You must also use proper punctuation, including quotation marks, throughout your response.

Geography

- To know the structure of the earth
- To understand why plates move
- To know and understand what happens at plate boundaries
- To understand why earthquakes happen
- To understand that the impact of earthquake activity can be worse in LEDCs compared with MEDCs
- To know the impacts of one named earthquake event
- To understand how energy moves through an ecosystem
- To know the structure of the tropical rainforest
- To understand the causes and impacts of deforestation
- To know and understand how social and economic indicators are used to measure development
- To understand the factors that hinder development
- To understand the role of aid in development
- To understand the role of globalisation in development

History

Topic 1 – The Treaty of Versailles

- Terms of the treaty (Money, Military, Territory and Guilt)

Topic 2 – Democracy and Dictatorship

- Definitions of a democracy and a dictatorship
- Characteristics of a democracy and a dictatorship

Topic 3 – Nazi Germany

- Methods of control – propaganda and censorship

Topic 4 – Causes of the Second World War

- Hitler's foreign policy aims
- The weakness of the League of Nations
- Appeasement

Topic 5 – Events of the Second World War

- Dunkirk – triumph and defeat
- The invasion of the USSR and reasons for German failure (weather, Soviet resistance and German mistakes)

Source skills

Home Economics

Nutrition

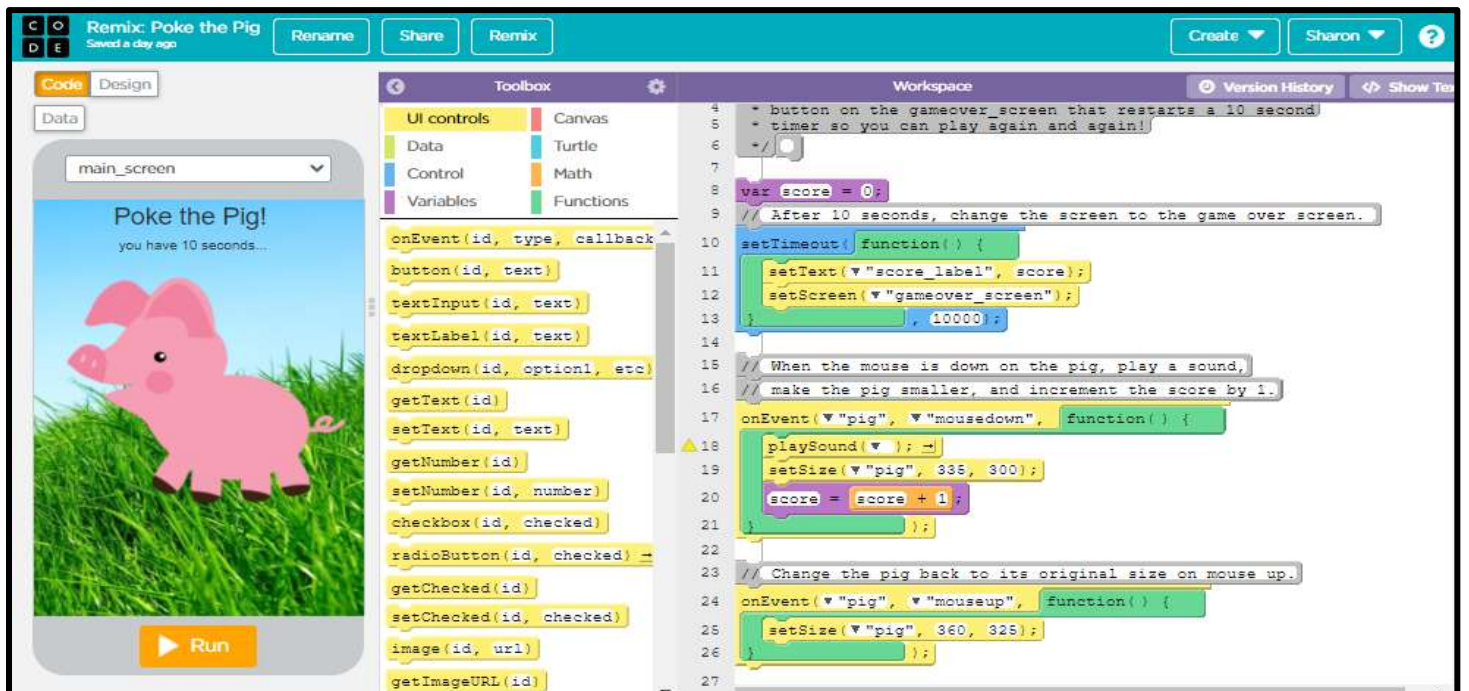
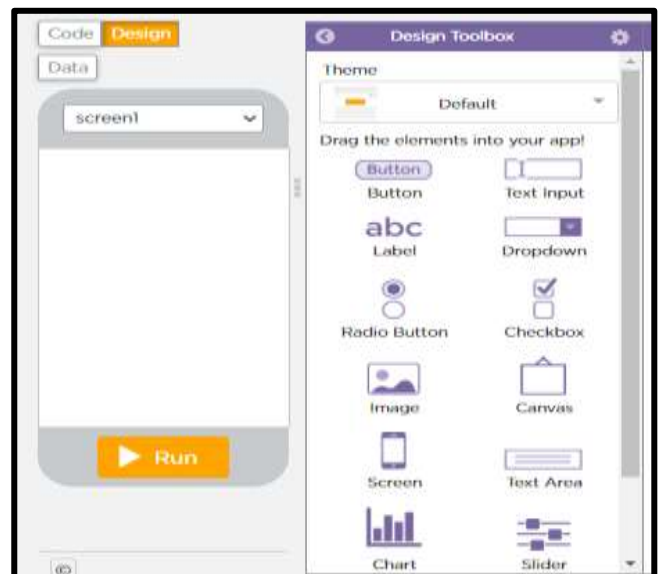
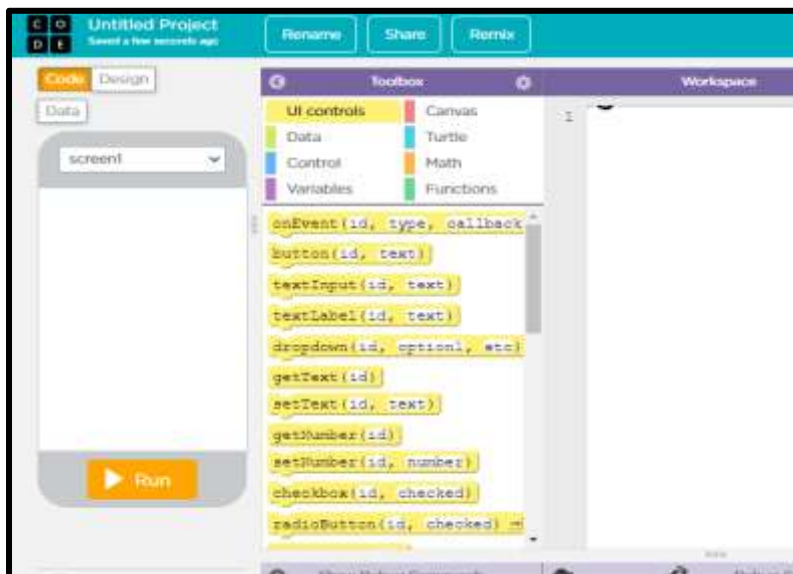
- The five nutrients
- Function and sources of protein
- Function and sources of carbohydrate
- Fat in the diet – types, function, eat less fat
- Vitamin A,B,C,D- Functions and sources
- Calcium,
- Iron
- Dietary fibre – Carbohydrate

ICT

App Development (App Lab – Programming Environment)

Using Design Environment students should be able to explain and modify the elements of Design (Design Toolbox) in a given App scenario

Using the Code Toolbox students should be able to explain and Modify Code in a given App scenario



Irish

- Media & technology vocabulary lists.
- Breakfast food and drink
- Vocabulary and sentences relating to mobile phones/ contracts.
- Daily routine past tense verbs.
- Pronouns to show possession- agam, agat, aige, aici, againn, agaibh, acu.

Mathematics

1. Rounding, Estimating, Upper and Lower Bounds
2. Money Matters
3. Speed, Distance, Time
4. Rules of Algebra
5. Solving Equations
6. *
7. Indices
8. Averages
9. Trigonometry
10. Percentage Change and Reverse Percentages
11. Area and Volume
12. Changing the Subject of a Formula
13. *
14. Factorising
15. Solving Quadratic Equations
16. Fractions
17. Simple Algebraic Fractions
18. Standard Form
19. Simultaneous Equations
20. *
21. Compound Interest

*Topics 6, 13 and 20 are Problem Solving activities

Music

- Film Music
- Chords
- Treble & Bass clef notes
- Tones & semitones
- Diagram of the keyboard
- Samba music
- Elements of Music

Performing Arts

Improvisation

- What is improvisation?
- Why is improvisation used in Drama?
- What is a stimulus?
- Understanding of Key Dramatic Elements and Techniques
- Write a short script to include one moment of DRAMATIC TENSION, FLASHBACK and THOUGHT-TRACKING

Personal Development

- Social, emotional and physical health
- A balance diet
- Physical, social and emotional effects of diet
- Health risks of an unhealthy diet
- The impact of exercise on physical, emotional and social health
- The impact of positive attitudes on health and well being
- The impact of negative attitudes to health and well being
- The causes, consequences and impact of drinking alcohol on health and well being

P.E.

How to Run a Quicker 100m Sprint - <https://www.youtube.com/watch?v=-O1tEQJb844>

Two Tips for a Better 400m Time - <https://www.youtube.com/watch?v=0ezE6ylnJ5E>

Mile Run Strategies - <https://www.youtube.com/watch?v=89B0s2p7UUs>

Press Up Technique - https://www.youtube.com/watch?v=Eh00_rniF8E

How to Improve Core Strength - <https://www.youtube.com/watch?v=46AqGT3U-Po>

How to Improve your Flexibility - <https://www.youtube.com/watch?v=ZNfJjY25-jY>

Extra Sports Day Advice

Sprint Start Technique - <https://www.youtube.com/watch?v=b23i9MRqjf8>

Shot Putt Technique - <https://www.youtube.com/watch?v=tHVMufMECPo>

How to Improve your Long Jump - <https://www.youtube.com/watch?v=DMjNZ1qZx7E>

How to Improve Your High Jump - <https://www.youtube.com/watch?v=Ys5IX9IBWIs>

Tug of War - <https://www.youtube.com/watch?v=-r0a-TjD8p4>

How to Pass the Baton - <https://www.youtube.com/watch?v=P7I73zI7eNA>

R.E.

Topic 1 I am valued

- Parable of Talents

Topic 2 Jesus' relationship with others

- Parable of the Mustard Seed
- Jesus Anointed by a Sinful Woman
- Jesus' treatment of others – what can we learn?

Topic 3 The Birth of the Church

- The events Pentecost
- Why is Pentecost important?
- St. Paul's teachings

Topic 4 St Patrick

- Main life events and documents
- Is he a good role model?

Science

- Lungs and breathing and digestion
- Chemical and physical changes
- Light and sound
- Transport in plants
- Transport in animals, heart, and pulse rate
- Metal reactions and reactivity of metals
- Atomic structure

Spanish

- Countries and flags
- What you did last summer
- TV programmes and films
- School subjects and opinions
- Jobs
- Travel and opinions

Technology

Design Exam

In the exam you will be asked to generate a story board for one of your Yr 10 practical projects. Your preparation should be to conduct research into this area before the exam.

- Choose a project – Clock project/ Microbit game design
- Know the steps you had to take
- Be able to DRAW these steps
- Be able to EXPLAIN these steps.

You should present your work in colour and include detailed reference to tools, equipment and techniques. Reference to Health and Safety is recommended.

Blessed Edmund Rice Prayer

O God, we thank you for the life of Blessed Edmund Rice.
He opened his heart to Christ present in those
oppressed by poverty and injustice.

May we follow his example of faith and generosity.
Grant us the courage and compassion of Blessed Edmund
as we seek to live lives of love and service.

We ask this through Christ, our Lord.
Amen.

